

MATERIALS LIST

3rd Year Reps:
Kiri Koumi kk495@cam.ac.uk
Abi Johnson aej39@cam.ac.uk
2nd Year Reps:
Charlotte Airey cga25@cam.ac.uk
Fruzsi Karig fk287@cam.ac.uk



Dear Freshers,

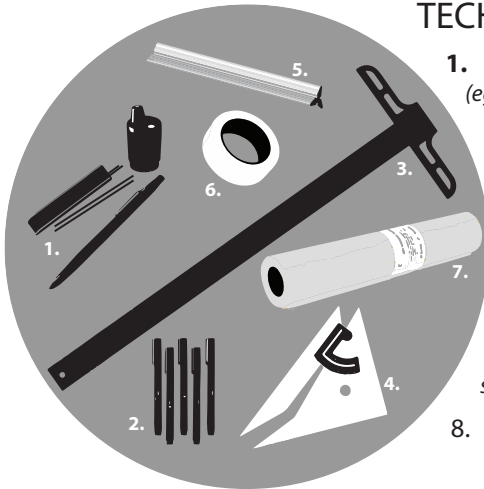
Congratulations on your offers!

The Arcsoc Shop is an informal, student-run provider of your basic architectural needs.

Before you arrive though, here are a few essentials we all advise you to purchase. We have included some options which come down to personal preference, and bolded the ones we think are particularly vital to buy before you start. Feel free to contact us if you'd like some more advice, be it via the "Cambridge Architecture Freshers 2014-2015" facebook group, or directly via email.

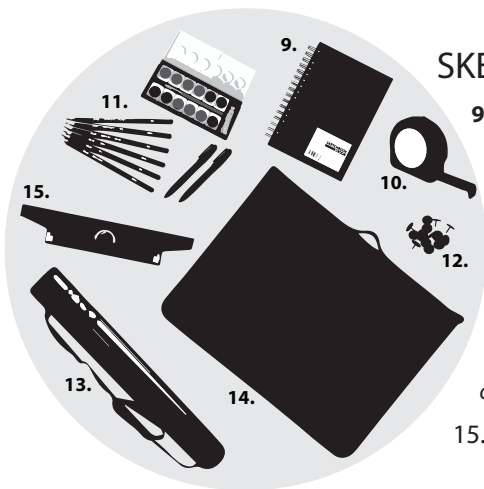
All the best!

TECHNICAL DRAWING



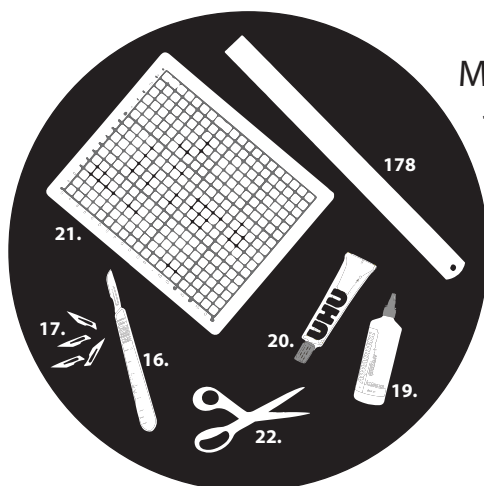
- 1. clutch pencil with leads & sharpener** OR **mechanical pencils** with a range of leads (eg. HB, 2H)
- 2. technical pens** (a range, e.g. 0.05mm, 0.1mm, 0.3mm)
- 3. t-square** (~65cm, preferably a rigid material such as metal or wood)
- 4. adjustable set-square**
- 5. scale ruler** (architectural)
6. masking tape*
7. A4/A3 roll detail paper* (optional, useful for sketching and overlaying, Arcsoc stocks A1 sheets)
8. drawing board**

SKETCHING & OTHER ESSENTIALS



- 9. sketchbook**
10. tape measure (3m minimum)
- 11. drawing materials**, as per preference (e.g. sketching pencils, watercolour paints, coloured markers/pens)
- 12. drawing pins** (lots for pinning up work in presentations)
- 13. drawing tube** (for transporting drawing to and from studio)
14. black A1 portfolio (for safe storing back in college and handing work in at the end of the year)
15. rolling ruler (you will eventually need this for your Structures homework!)

MODEL-MAKING



- 15. scalpel** (10A blades and preferably a retractable handle)
- 16. blades***
- 17. steel ruler** (for a cutting edge)
18. PVA*
19. UHU*
20. cutting mat
- 21. scissors**

*available from the Arcsoc Shop
** students normally purchase a plain mdf board available from the department. You may choose to splash out and buy your own parallel-motion board, in which case you won't need to buy an extra t-square or set-square.

NOTE: Make sure you **clearly name your items** so they don't get lost in studio!